

NATIONAL SCHOOL BUS

Loading & Unloading Survey 2006-2007

Kansas
state department of
Education



October, 2007



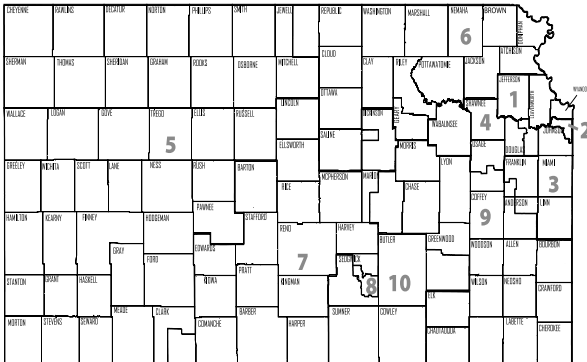
Education Priorities for a New Century

Ensure that all students meet or exceed high academic standards and are prepared for their next steps (e.g., the world of work and/or post-secondary education)

- **Redesign the delivery system to meet our students' changing needs**
 - Develop and implement policy on academic/vocational integration
 - Identify, replicate, and promote best practices that can be targeted to specific populations (e.g., high schools; middle school reading; early childhood)
 - Study and clarify regulations and identify challenges
 - Examine the definition of a classroom in a redesigned system
- **Provide an effective educator in every classroom**
 - Develop a policy on alternative compensation
 - Identify obstacles
 - Assess the effectiveness of current professional development practices
 - Identify, replicate, and promote best practice in teacher preparation and professional development
 - Improve the support system for teachers
 - Develop recruitment strategies for future teachers
 - Assess and improve the alternate licensure program
 - Promote loving, safe, supportive and nurturing environments
- **Ensure a visionary and effective leader in every school**
 - Identify, replicate, and promote best practices in preparation and performance
 - Identify and grow visionary leaders focused on learning
 - Study the impact of current leadership programs
- **Improve communication with all constituent groups and policy partners**
 - Align pre-Kdg through 16 systems of support in collaboration with identified partners (e.g., Kansas Board of Regents, Social and Rehabilitative Services, etc.)
 - Develop a structure for regularly communicating about education with the legislative leadership of both parties with a focus on areas of common interest
 - Keep the public informed on key policy areas
 - Resume focus group meetings in each board member district and periodic meetings with the media
 - Improve communication of relevant information with school faculty

Kansas State Board of Education
Adopted 9/2007

Board Members



- | | |
|-------------------------------------|---|
| Janet Waugh
District 1 | Kathy Martin
District 6 |
| Sue Gamble
District 2 | Kenneth Willard
District 7 |
| John W. Bacon
District 3 | Carol Rupe, Vice Chairman
District 8 |
| Bill Wagnon, Chairman
District 4 | Jana Shaver
District 9 |
| Sally Cauble
District 5 | Steve E. Abrams
District 10 |

An Equal Employment/Educational Opportunity Agency

The Kansas State Department of Education does not discriminate on the basis of race, color, national origin, sex, disability, or age in its programs and activities. The following person has been designated to handle inquiries regarding the non-discrimination policies: KSBE General Counsel 120 SE 10th Ave. Topeka, KS 66612 785-296-3204.

Dr. Alexa Posny
 Commissioner of Education



This survey is provided annually to the school transportation industry in an effort to alert individuals and organizations of the dangers involved in loading and unloading school children. Fatalities continue to occur at the bus stop, caused by a variety of circumstances and errors on the part of the school bus driver or passing motorist. It points out the continuing need for forceful, advanced instruction to school bus drivers and students, as well as the need to increase our efforts to thoroughly inform the driving public about the requirements of the school bus stop law.

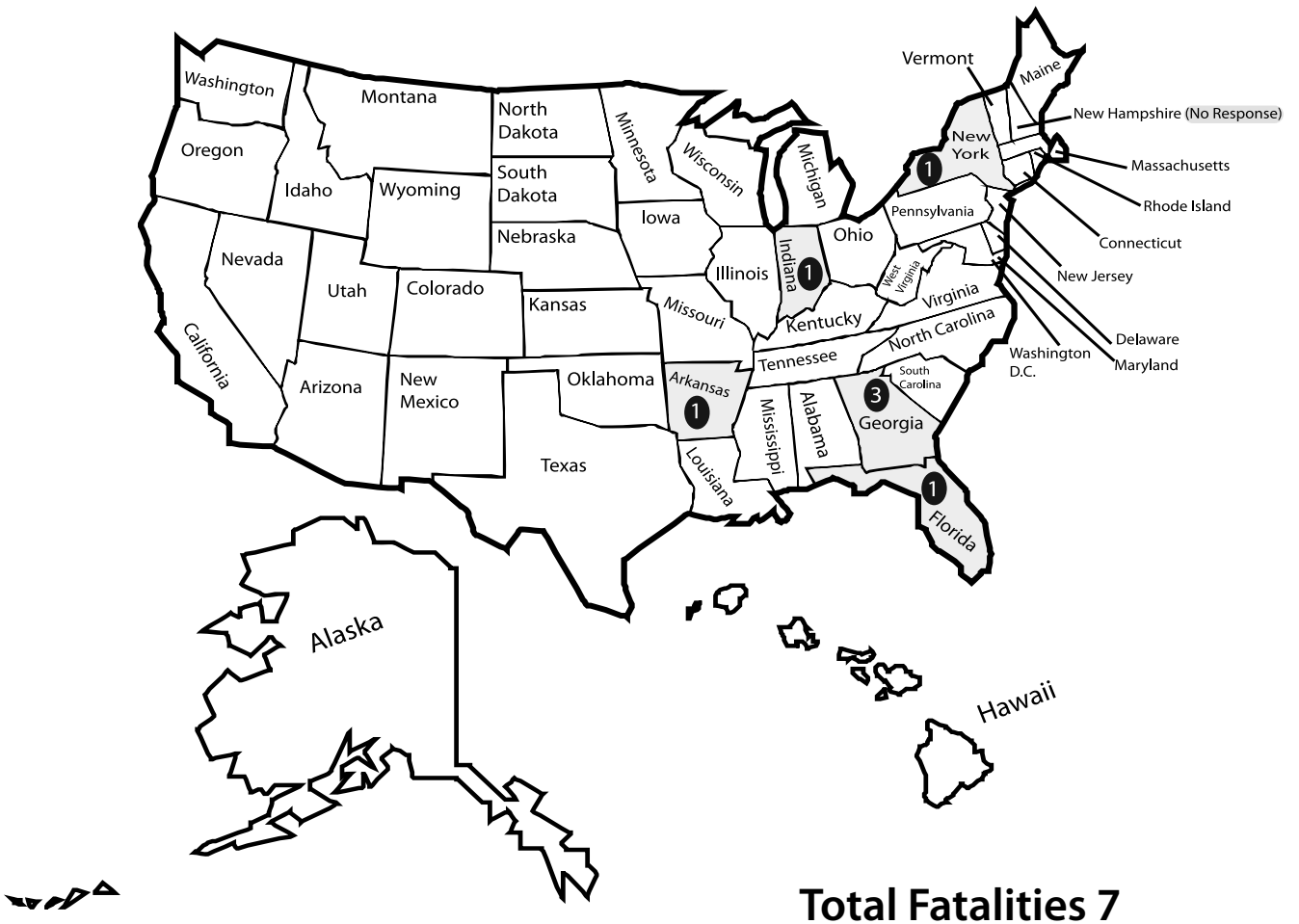


Table of Contents

	Page
Reports of Fatalities by State	1
50 States & Washington, D.C. Surveyed	1
Fatality Report	2
37 Year Totals School Related Vehicle vs. The Other Vehicle	3
School Children's Position When Killed by School Bus	3
School Bus Size	3
School Children Killed by Vehicle Passing School Bus	3
Objects Caught, Dropped Objects or Fell Down	3
37 Year Totals Destination	4
School Children Killed Destination	4
Place Pupil Was Killed	4
Day of the Week Fatality Occurred	5
Month Fatality Occurred	5
Light Condition	5
Weather Conditions	5
Road Conditions	5
Area Fatality Occurred	6
Type of Road	6
37 Year Totals Fatalities by Age	7
Age of Pupil Killed	7
Sex of Child	7
Summary	8









Reports of Fatalities by State - 2006




50 States & Washington, D.C. Surveyed

	2003	2004	2005	2006
Number reporting fatalities	8	15	9	5
Number reporting no fatalities	43	35	42	45
Number not Reporting	0	1	0	1

2006-2007 FATALITY REPORT

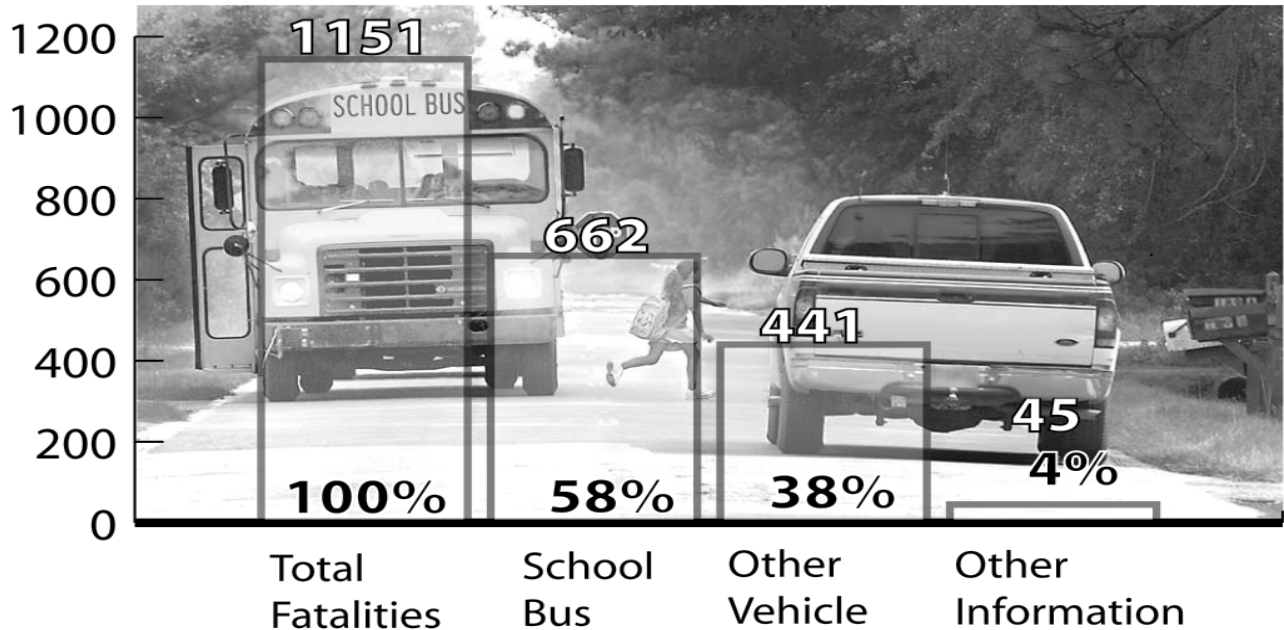
-  A five-year-old female was run over and killed by the left rear wheels of her school bus after she had exited the bus. **(Florida)**
-  A six-year-old male unexpectedly ran back towards his school bus after he had been discharged from the bus and was struck and killed beneath the left front wheels of the bus. **(New York)**
-  A nine-year-old male arrived at his bus stop early and decided to cross the road to a store on the opposite side. When the student came out of the store, he saw the school bus approaching his stop and was in a hurry to get back to the bus stop. As he ran across the roadway in the direction of his stop, he was struck and killed by a passing vehicle. **(Georgia)**
-  A twelve-year-old female crossed the road to board her bus and was killed by the buses' left front wheel. **(Indiana)**
-  A fourteen-year-old female was crossing the highway after departing the bus. She was struck and killed by an on coming vehicle. The driver was later charged and convicted of multiple charges, including DWI, failure to stop for the bus, manslaughter, and failure to render aid at the scene. **(Arkansas)**
-  A fifteen-year-old male had missed his bus at the assigned stop location. The student was told go get to the stop and that the driver would pick him up when she came back up the road. Upon arriving at the stop coming from the opposite direction the bus driver did not see the student waiting for the school bus. The driver pulled the bus off the roadway onto the grass shoulder with no 8-way light system and was struck and killed by a passing vehicle. **(Georgia)**

-  A sixteen-year-old male and his brother missed their bus at the assigned stop location. The students went to their old bus stop which had been declared unsafe due to sight distance. The bus driver had been instructed by dispatch not to stop and pick up the students at the old location. As the school bus driver was coming up the road the two students were in the roadway attempting to stop the bus. The school bus driver opened her driver's window to tell the students that she could not pick them up at the location when an approaching vehicle came over the hill. One student was able to get out of the roadway, but the sixteen-year-old male was struck and killed by an approaching vehicle. The bus did not have the 8-way light system in operation.**(Georgia)**



37 YEAR TOTALS

School Related Vehicle versus the Other Vehicle



School Children's Position When Killed by School Bus

Front of Bus
Back of Bus

	2003	2004	2005	2006
Front of Bus	1	7	0	2
Back of Bus	2	7	7	1
Total	3	14	7	3

School Children Killed by Vehicle Passing School Bus

Total
Other
Number not Reporting

(School Bus & other vehicle) Total

	2003	2004	2005	2006
Total	4	6	6	4
Other	2	0	0	0
Number not Reporting	0	0	0	0

School Bus Size

Type A
Type B
Type C
Type D
Public Transit
Other
Unknown

	2003	2004	2005	2006
Type A	0	1	0	0
Type B	0	0	0	0
Type C	2	14	3	2
Type D	1	0	3	1
Public Transit	0	0	0	0
Other	7	5	7	3
Unknown	0	0	0	0
Total	9	20	13	7

Objects Caught, Dropped Objects or Fell Down

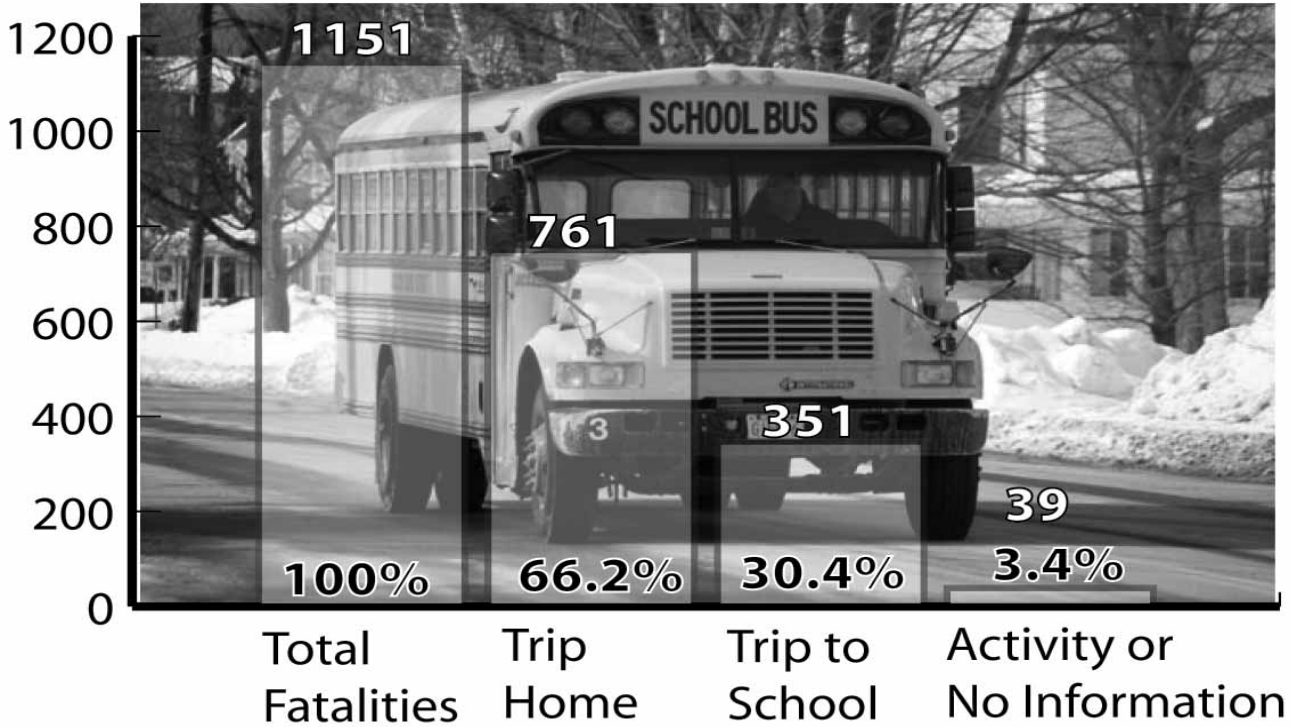
Object Caught in Handrail
Object Caught in Closed Door
Dropped Object
Other

Total

	2003	2004	2005	2006
Object Caught in Handrail	0	0	0	0
Object Caught in Closed Door	0	1	0	0
Dropped Object	1	0	2	0
Other	0	0	2	0
Total	1	1	2	0

37 YEAR TOTALS

Destination



School Children Killed

	2003	2004	2005	2006
Going to School	5	3	4	4
Activity Trip	0	0	1	0
Going Home	4	17	8	3
No information	0	0	0	0
Total	9	20	13	7

Place Pupil Was Killed

	2003	2004	2005	2006
Unloading on School Ground A.M.	0	1	0	0
Loading on School Ground P.M.	0	0	1	0
School Ground	0	0	0	0
Waiting at Bus Stop A.M.	3	2	0	2
Getting off of Bus P.M.	3	12	6	3
Walking/Running to Bus Stop A.M.	1	1	5	2
Walking/Running from Bus Stop P.M.	2	4	1	0
Road, Street or Highway	0	0	0	0
Other	0	0	0	0
No Information	0	0	0	0
Total	9	20	13	7



Day and Month of Fatality



Day of the Week Fatality Occurred (2006 only)

	2006
Monday	1
Tuesday	2
Wednesday	2
Thursday	2
Friday	0
Saturday	0
Sunday	0
Unknown	0

Month Fatality Occurred

	2003	2004	2005	2006
January	1	4	1	1
February	0	1	2	1
March	0	4	1	0
April	0	2	0	1
May	1	0	0	0
June	1	0	1	0
July	0	0	0	0
August	0	0	1	0
September	0	1	3	2
October	2	2	0	0
November	2	3	0	2
December	2	3	3	0
Unknown	0	0	1	0
Total	9	20	13	7

Light and Weather Conditions

Light Condition

	2003	2004	2005	2006
Dawn	1	1	3	2
Dusk	0	0	1	0
Daylight	8	19	9	3
Dark	0	0	0	2
Unknown	0	0	0	0
Total	9	20	13	7

Road Conditions

	2003	2004	2005	2006
Dry	7	17	11	6
Wet	1	2	0	1
Snow/Slush	1	0	0	0
Ice/Snow Packed	0	1	2	0
Mud/Dirt/Sand	0	0	0	0
Total	9	20	13	7

Weather Conditions

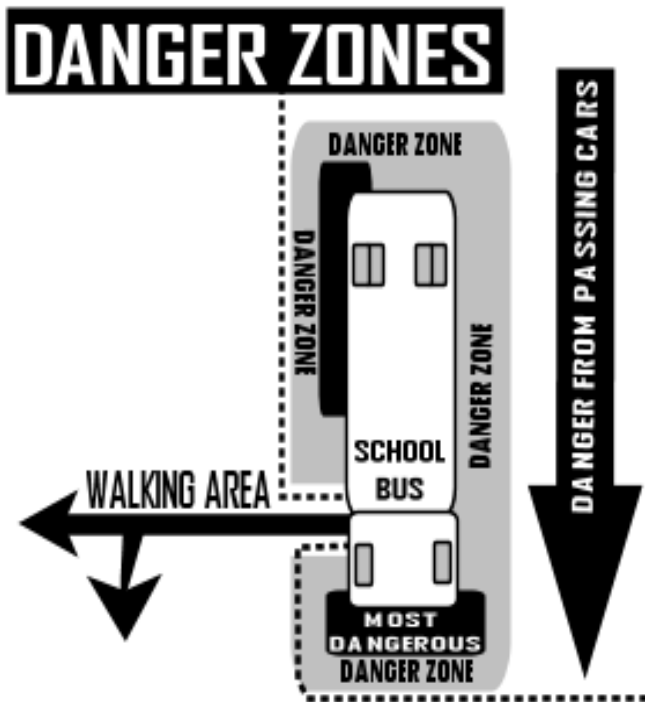
	2003	2004	2005	2006
Clear	7	14	11	6
Cloudy	1	3	1	0
Cloudy/Raining	0	0	0	1
Rain	0	2	0	0
Snow/Sleet/Ice	1	0	1	0
Fog	0	1	0	0
Unknown	0	0	0	0
Total	9	20	13	7



Area and Road Types

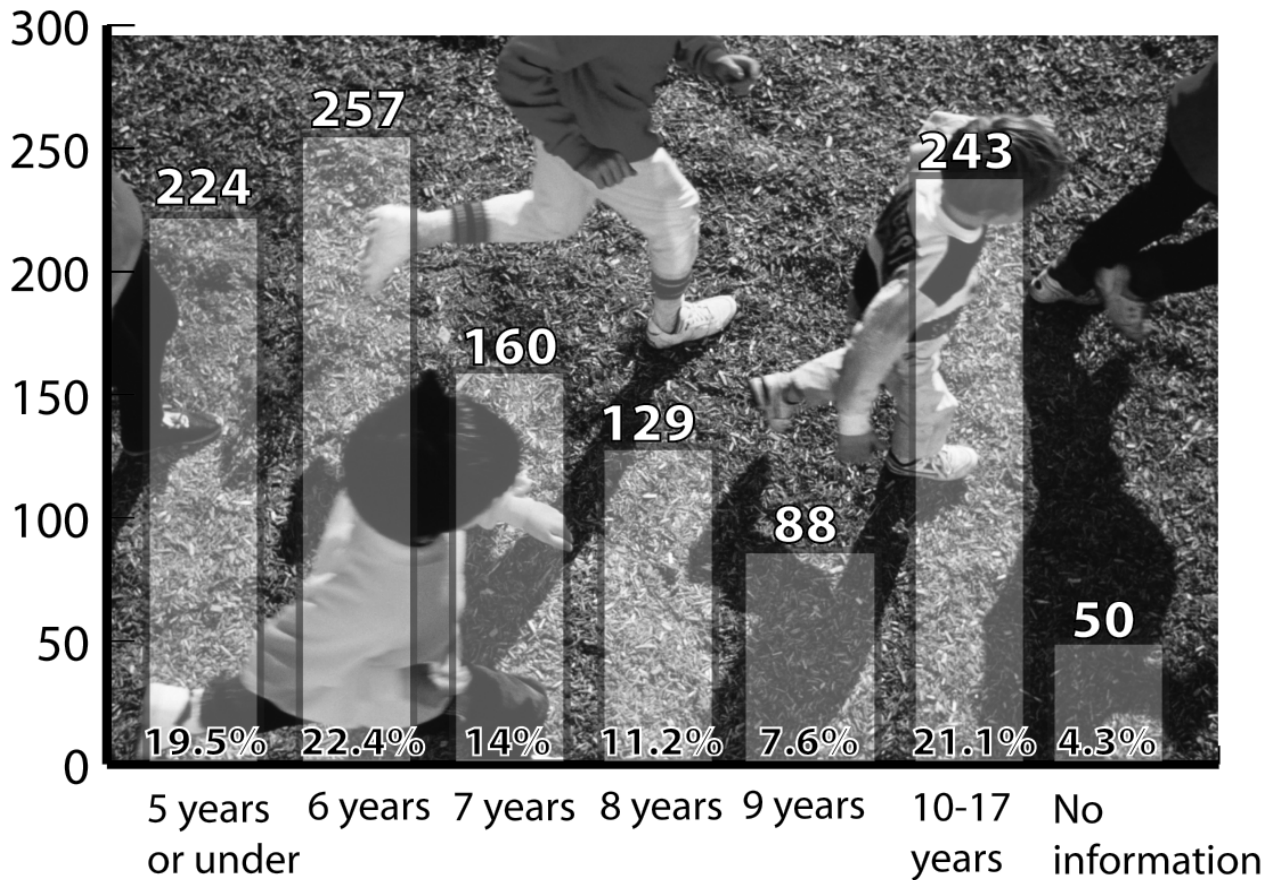
Area Fatality Occurred	2003	2004	2005	2006
Urban	3	12	7	3
Rural	6	8	6	4
No Information	0	0	0	0
Total	9	20	13	7

Type of Road	2003	2004	2005	2006
Gravel	0	2	0	0
City Street	2	15	6	2
State Highway	5	2	4	2
Federal Highway	0	0	1	1
Interstate	0	0	0	0
County Road	0	1	0	2
Other	2	0	2	0
Total	9	20	13	7



37 YEAR TOTALS

Fatalities by Age



Age of Pupil Killed (years)	2003	2004	2005	2006
2	0	0	0	0
3	0	1	0	0
4	0	2	1	0
5	4	6	2	1
6	1	5	2	1
7	0	0	0	0
8	1	1	2	0
9	1	1	0	1
10	0	0	1	0
11	0	1	0	0
12	1	0	2	1
13	0	1	2	0
14	0	2	1	1
15	0	0	0	1
16	0	0	0	1
17	0	0	0	0
No Information	1	0	0	0
Total	9	20	13	7

Sex of Child	2003	2004	2005	2006
Female	7	15	5	3
Male	2	5	8	4
Number not Reporting	0	0	0	0
Total	9	20	13	7



Summary

- 770 fatalities occurred to students 2 - 8 years of age or 67%.
- Students departing from the bus or on their way home involved 43% of all fatalities.
- Fatalities attributed to the school bus were 43%. Those involving "the other vehicle," were 57% for 2006-2007.



The National School Bus Loading and Unloading Survey is a collection of fatality accident records provided by the state agencies responsible for school transportation safety and/or accident records. Only those fatalities involving school children in or around the loading or unloading areas of a school bus or transit bus are included in this survey. On-board fatalities are excluded.

2006-2007 National School Bus Loading & Unloading Survey

Limited quantities of this document are available from the address provided below. Please feel free to reproduce and utilize the survey data as desired, as it provided specifically for this purpose.



Kansas State Department of Education
School Bus Safety Education Unit
120 SE 10th Avenue
Topeka, Kansas 66612-1182
(785) 296-3551
Fax request to: (785) 296-6659
E-mail: wcrabtree@ksde.org

